

Cobalt

Key Features

- 30 amp breaker.
 - 5kW booster heater.
 - Intuitive Color LCD Display shows wash & rinse temperatures & operating sequences.
 - Automatic fill at start up.
 - Exclusive computer designed wash arms provides heavy duty cleaning.
 - Robust double skin counterbalanced hinged door.
 - AutoClean washes chamber at shutdown.
 - Pumped Drain.
 - 1 Year Limited Warranty (Parts & Labour).
 - 1 Complete with one peg rack.
 - 100% designed and built in North America.
 - Cobalt Temp-shield - Monitors and assures 180° F is reached during final rinse.
 - Visual Diagnostics provides precise feed back for easy & accurate servicing.
 - Designed for easy servicing & reduced downtime.
- | | |
|-----------------------------|---------------------|
| -Capacity | 24 Racks/ Per Hour. |
| -Wash Motor | 1HP |
| -Water Consumption Per Rack | 1.4 US gal |
| -Wash Temperature | 150 °F (minimum) |
| -Rinse Temperature | 180 °F (minimum) |
| -Electric Tank Heater | 2 KW |
| -Total Time Cycle | 150 Seconds |



7845 Colony Rd. Suite C4-257
Charlotte, NC 28226

866.418.0904
cobaltdishwashers.com

Cobalt Undercounter Specifications

Electrical ①

Electric spec's	Rated Amp's
208/60/1/	22
230/60/1/	24

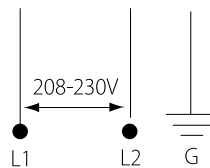
Hot Water ②

140°F Min
5ft. long 1/2" I.D. flexible
fill hose with 3/4" FNPT
connection. Flow
pressure: 25-95 psi

Drain Connection ③

6' long flexible hose.
Max. drain flow: 8 US gpm
Drain height: 3'

Electrical Supply Details



Electrical supply
service must be
a 2-wire plus
ground for
connection as
shown

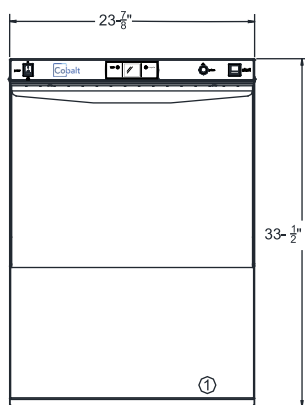
Warning: Plumbing and electrical connections should be made by qualified personnel who will observe all the applicable plumbing, sanitary and safety codes.

Shipping Details (Crated)

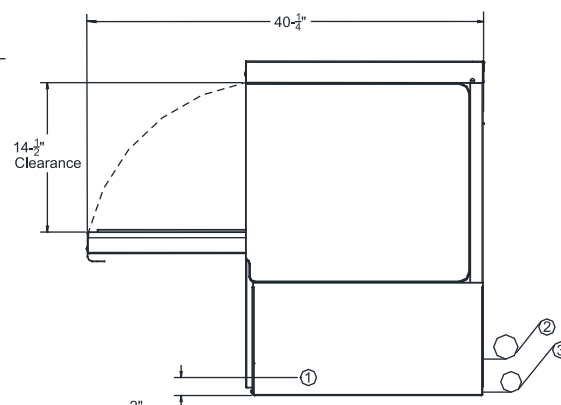
Height: 39-1/2"
Width: 25"
Depth: 25-1/2"
Ship Weight: 165 lbs

Dimensions & Notes:

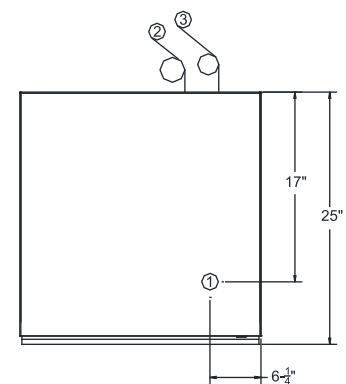
Dimensions shown in inches & allow additional **3"** clearance from wall



Front View



Side View



Plan View